

- Specially suitable and economical if convex and concave surfaces of a different range of diameters must be turned.

- With one basic unit and six interchangeable toolholders, convex and concave diameters up to 12" (300 mm) can be produced.


- Capable of machining all normal materials including steel, cast iron, brass, bronze, plastics, etc.

- Ready for work in a few minutes. Simple to operate. Rapid exchange of tool holders.


- Robust construction enables heavy cuts to be taken without chatter.

- Suitable for most lathes with centre heights from 2" (50 mm) to 16" (400 mm).



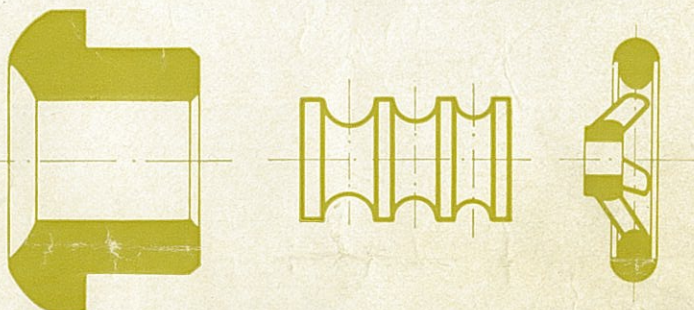
- 360° turning range.



SIZE U 1



SIZE U 0



Specification	Turning range (ins. dia.)	Weight (lbs.)	Tool (not supplied) square shank x length (mm)
Attachment Size U 0 (without tool holder)	—	4 1/4	—
Toolholder for convex turning	0–2" (0–50 mm)	1	6 x 6 x 50
Toolholder for concave turning	0–2" (0–50 mm)	1	4 x 4 x 30


Size U 0 and Size U 1 are suitable for lathes with centre heights of 2" to 8" and 4" to 16" respectively. For details of size U 1 and interchangeable toolholders, see Page 6. Can be supplied to take tools with inch dimensions.

### Construction and Operation:

These attachments allow concave and convex surfaces to be machined by means of interchangeable toolholders. Concave surfaces can only be produced if the centre point of the radius is not situated deep in a bore. If in doubt please submit a component drawing for examination. For the machining of concave surfaces situated in deep bores, the Concave Turning Attachments described on Page 3 are recommended.

SIZE U 0

SIZE U 1



Size U 0 with a turning range of 0 – 2" diameter is specifically designed for use on small lathes. The toolholders are easily interchanged by releasing two nuts. For the turning of easily machinable materials and small diameters the wormwheel drive can be cut out and the pivot shaft can be turned direct by a lever.

Size U 1 with a turning range of 0 – 12" diameter is fitted with two-speed gearing which enables the tool to be fed at a suitable rate irrespective of large or small diameters. Part-spherical surfaces can be accurately turned by means of a built-in adjustable stop-ring. Toolholders are quickly and easily interchanged. When suitably modified, the size U 1 can be mechanically driven.

Specification	Turning range (mm. dia.)	Turning range (ins. dia.)	Weight(lbs.)	Tool (not supplied) square shank x length (mm)
Attachment Size U 1 (without toolholder)	—	—	45	—
Toolholder for convex turning	0–80	0–3 1/8	7	12 x 12 x 80
Toolholder for convex turning	40–150	1 1/4–6	9	12 x 12 x 80
Toolholder for convex turning	100–300	4–12	16	12 x 12 x 80
Toolholder for concave turning	0–100	0–4	7	8 x 8 x 50
Toolholder for concave turning	80–200	3–8	11	10 x 10 x 80
Toolholder for concave turning	180–300	7–12	19	12 x 12 x 80

An extended toolholder for turning handwheels up to 14" (350 mm) can be supplied on request. All toolholders can be supplied to take tools with inch dimensions.



## HAHN & KOLB · STUTTGART

BERLIN · DÜSSELDORF · FRANKFURT · HAMBURG · HANNOVER  
LEIPZIG · MÜNCHEN · NÜRNBERG · BOULOGNE/SEINE · LONDON  
MAILAND · WIEN · SAO PAULO · SYDNEY · MELBOURNE · ADELAIDE